


Lutze DRIVEFLEX® 3 Symmetrical Grounds, Shielded

NEW

Flexible Composite VFD, Servo & Motor Supply Cable with Three Symmetrical Grounds and UL 1kV Voltage Rating



Application

- Shielded VFD and Servo-Motor cable to connect power from drives to AC motors
- Three insulated symmetrical grounds design helps to reduce stray currents
- Cable design for harsh industrial environments and operating conditions with high noise levels
- 1 kV rated XLPE insulation with low capacitance, ideal for applications with **high voltage spikes and long cable runs**
- Compliant with **NFPA 79** for wiring of industrial machinery
- **TC-ER** for use with cable trays **without conduit**, which can reduce material and labor costs
- WTTC – wind turbine tray cable rating for use in wind power generation
- Dry, damp or wet conditions

Characteristics

- Flexible XLPE conductors
- Three symmetrical, insulated grounds (PEs)
- Non-wicking fillers
- Effective dual layer shield for best EMC results
- Specially formulated jacket for oil resistance and easy strip design
- Low capacitance cable
- Sunlight resistant
- Direct burial
- UL Type TC-Exposed Run
- Talc free and Silicone free


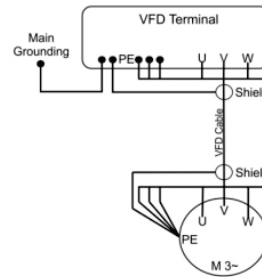
Technical Data

Voltage	1000V Flexible VFD Servo Cable 90C 1000V WTTC
Temperature	-40°C - +90°C static
Minimum bending radius	7.5 x cable OD fixed
Conductor marking	Black with white numbers and three green/yellow ground
Approvals	UL Type "Flexible Motor Supply Cable (Flexible VFD Servo Cable)" (AWG6 to 4/0 only) UL Types WTTC, TC-ER C(UL) TC CIC control cable FT4 CE Class 1, Div. 2 per NEC Art. 336, 392, 501 UL 1277, UL2277 Oil res II Wet/Dry P-07-KA130021-MSHA RoHS REACH

Construction

- AWG conductor
- Flexible fine wire stranded tinned copper conductors for improved electrical characteristics and reduced oxidation
- XLPE insulation, Wet/Dry XHHW-2 (3C Power + 3C Grounds/PEs)
- Shielded with foil tape, tinned copper braid with ≥80% optical coverage, and drain wire
- Oil resistant PVC jacket
- Black jacket RAL 9005

Specifications are subject to change without prior notice



WITH THREE SYMMETRICAL GROUNDS (3 Power + 3 Protective Earth Grounds)

Part No.	Description Power Ground	OD / Ø ca. mm	OD / Ø inches	Weight Lbs/Mft	Copper Lbs/Mft
A2200603	AWG6/03C (206 strands)+ AWG12/03C (50 strands)	23.6	0.930	677	432
A2200403	AWG4/03C (322 strands)+ AWG12/03C (50 strands)	25.8	1.015	872	586
A2200203	AWG2/03C (511 strands)+ AWG10/03C (80 strands)	29.3	1.155	1,230	875
A2200103	AWG1/03C (644 strands)+ AWG8/03C (128 strands)	33.9	1.335	1,600	1,121
A2201/003	1/0/03C (812 strands)+ AWG8/03C (128 strands)	35.4	1.395	1,850	1,348
A2202/003	2/0/03C (1022 strands)+ AWG8/03C (128 strands)	38.1	1.500	2,187	1,620
A2203/003	3/0/03C (1288 strands)+ AWG6/03C (206 strands)	41.1	1.620	2,705	2,059
A2204/003	4/0/03C (1638 strands)+ AWG6/03C (206 strands)	47.4	1.865	3,336	2,461
A22025003	250MCM/03C* (1904 strands)+ AWG6/03C (206 strands)	50.3	1.980	3,815	2,851
A22035003	350MCM/03C* (2680 strands)+ AWG4/03C (322 strands)	56.4	2.220	5,153	3,993
A22050003	500MCM/03C* (3800 strands)+ AWG4/03C (322 strands)	63.6	2.505	6,803	5,397

*1000V WTTC, 600V TC-ER